

# **STEALTH™**

## **SERIES AUTOSCRUBBERS**

QUIET & FAST  
TECHNOLOGIES



**BETCO®**

# Revolutionary Technology

Betco® STEALTH™ Series of automatic scrubbers are “The World’s Quietest Automatic Scrubbers”. They utilize Betco’s exclusive Noise Reduction Technology and are 4x quieter than other automatic scrubbers. The increased speed with lower water consumption and extended run time equals unmatched productivity. These simple to operate scrubbers are easy to maintain, clean and sanitize. The Betco STEALTH™ Series delivers all the increased productivity without all the cost.

**58 dBA**  
**ECO-Mode**  
**QUIET**  
**OPERATION**



ASD20B



ASD20BT



ASD26BT

# QUIET & FAST

## STEALTH WALK BEHIND SCRUBBERS



- Adjustable traction drive control offers infinite speed settings (All BT Models).
- Easy to read gauge and meter indicating real time machine status.
- Finger-tip forward and reverse delivers ultimate handling.
- Recovery tank design ensures complete drainage for maintenance and cleaning.
- Touch button pad driver engagement on all single disk models.
- Squeegee lift lever simplifies operation.
- Tool free squeegee maintenance.



*ECO-Mode reduces power consumption and reduces sound to only 54 decibels (ASD20BT & ASD26BT)*



*Pad driver installation and removal with the push of a button (ASD20B & ASD20BT)*

# Exclusive Noise Reduction

**STEALTH™ Noise Reduction Technology (NRT) dramatically reduces machine noise. NRT eliminates noise pollution with a double sound insulated, acoustically engineered, 3-stage vacuum motor delivering quiet reliable performance. This quiet system delivers sound pressure levels of 58 dBA or less, well below the limit of 80 dBA... that's four times quieter than the competition. Day cleaning becomes a reality when using the Betco STEALTH™ Series Automatic Scrubbers.**



**ASC20BT**



**ASC24BT**




# THE ONLY THING YOU'LL NOTICE IS CLEAN FLOORS

## STEALTH CYLINDRICAL SCRUBBERS



*Debris Collection Bin*



*Cylindrical Scrub Deck*

- Sweep and scrub in just one pass.
- Twin brushes operate at up to 800 RPM, ideal for textured and grouted surfaces.
- Simple operator controls and easy maintenance.
- Tool free squeegee maintenance with 4-sided squeegee blades.
- Finger-tip forward and reverse delivers ultimate handling.



# Newest Scrubber Technology

The leader in quiet STEALTH™ technology just made cleaning even quieter and more productive. The STEALTH™ DRS21BT cleans 35% faster than walk behind scrubbers while maintaining the smallest footprint ever for a riding scrubber. Even better, the exclusive ECO MODE feature will reduce energy consumption and lower the operating sound to only 54 dBA! The STEALTH™ DRS21BT raises the bar for productivity and quiet operating technology.

**54 dBA  
QUIET  
OPERATION**



NEW STEALTH™ DRS21BT MicroRider™

# QUIET & FAST

## STEALTH DRS21BT RIDING SCRUBBER



- 35% more productive than walk-behind models.
- ECO MODE operation reduces energy consumption, operates at only 54 dBA.
- Smallest profile ever for a riding scrubber, easily maneuvers between obstacles.
- Larger capacity tanks than walk behind scrubbers.
- Built-in filling hose allows filling from any standard sink fixture.
- One-touch electric brush engage and disengage system.
- Tool free squeegee maintenance with 4 sided squeegee blades.



Exclusive Eco Mode



Pad driver installation and removal in one easy step

# Maximum Productivity

The STEALTH™ DRS26 and DRS32 finally make large area day cleaning a reality. With productivity up to 55,000 square feet per hour and up to four hours of run time, these machines are designed to tackle the largest facilities. A one-touch Intelligent Drive control system delivers simple and reliable operation. Maximum productivity with minimum sound, STEALTH™ DRS26 and STEALTH™ DRS32.



DRS26BT



DRS32BT



## THE ONLY THING YOU'LL NOTICE IS CLEAN FLOORS

### STEALTH DRS 26/32 RIDING SCRUBBERS



Intelligent Drive Control  
(DRS26BT & DRS32BT)



DRS26BT & DRS32BT deck

- Maximized productivity, clean up to 55,000 square feet per hour.
- Simple operator controls and easy maintenance.
- One-touch Intelligent Drive control system on Stealth DRS26 and DRS32.
- Convert 26" scrubber to 32" scrubber in 4 easy steps.
- Tool free squeegee maintenance with 4-sided squeegee blades.
- Electric squeegee lift and brush deck lift actuators.
- Variable solution flow control.



# The Complete STEALTH™ Walk Behind Line



**STEALTH™ ASD20B**  
20" Automatic Scrubber  
with brush assist



**STEALTH™ ASD20BT**  
20" Automatic Scrubber  
with Traction Drive



**STEALTH™ ASD26BT**  
26" Automatic Scrubber  
with Traction Drive



**STEALTH™ ASC20BT**  
20" Cylindrical Scrubber  
with Traction Drive



**STEALTH™ ASC24BT**  
24" Cylindrical Scrubber  
with Traction Drive

	<b>E87030-00</b> w/ 2 - 12V 130 AH & 12A Charger	<b>E87028-00</b> w/ 2 - 12V 130 AH & 12A Charger	<b>E87026-00</b> w/ 2 - 12V 155 AH & 12A Charger	<b>E29941-00</b> w/ 2 - 12V 155 AH & 12A Charger	<b>E29951-00</b> w/ 4 - 6V 235 AH & 25A Charger
<b>SKU with WET Battery External Charger</b>	<b>E29935-00</b> w/ 2 - 12V 115 AH & 12A Charger				
<b>SKU with AGM Battery External Charger</b>	<b>E88062-00</b> w/ 2 - 12V 110 AH & 12A Charger	<b>E88063-00</b> w/ 2 - 12V 110 AH & 12A Charger	<b>E88064-00</b> w/ 2 - 12V 110 AH & 12A Charger	<b>E29943-00</b> w/ 2 - 12V 110 AH & 12A Charger	<b>E29952-00</b> w/ 4 - 6V 200 AH & 25A Charger
<b>SKU with AGM Battery External Charger</b>			<b>E88061-00</b> w/ 2 - 12V 135 AH & 12A Charger	<b>E29942-00</b> w/ 2 - 12V 135 AH & 12A Charger	
<b>SKU with WET Battery On-Board Charger</b>	<b>E29980-00</b> w/ 2 - 12V 130 AH & 12A Charger	<b>E29983-00</b> w/ 2 - 12V 130 AH & 12A Charger	<b>E29985-00</b> w/ 2 - 12V 155 AH & 12A Charger		
<b>SKU with WET Battery On-Board Charger</b>	<b>E29981-00</b> w/ 2 - 12V 110 AH & 12A Charger				
<b>SKU with AGM Battery On-Board Charger</b>	<b>E29982-00</b> w/ 2 - 12V 130 AH & 12A Charger	<b>E29984-00</b> w/ 2 - 12V 130 AH & 12A Charger	<b>E29986-00</b> w/ 2 - 12V 135 AH & 12A Charger		
<b>SKU with AGM Battery On-Board Charger</b>			<b>E29987-00</b> w/ 2 - 12V 135 AH & 12A Charger		
<b>Cleaning Path Squeegee Width</b>	20" (32")	20" (32")	26" (36")	20" (29")	24" (36")
<b>Productivity Sq. Ft./Hr.</b>	20,000 sq.ft./hr	20,000 sq.ft./hr	32,000 sq.ft./hr	24,000 sq.ft./hr	32,000 sq.ft./hr
<b>Scrub Head RPM</b>	DISC - (1) 20" 170 RPM	DISC - (1) 20" 170 RPM	DISC - (2) 13" 225 RPM	CYLINDRICAL - (2) 20" 800 RPM	CYLINDRICAL - (2) 24" 575 RPM
<b>Scrub Head Pressure</b>	66 lbs. (30 kg) floating	66 lbs. (30 kg) floating	99 lbs. (45 kg) floating	100 lbs. (45 kg) floating	110 lbs. (50 kg) floating
<b>Brush Motor hp</b>	(1) 0.55 hp	(1) 0.55 hp	(1) 0.75 hp	(1) 0.75 hp	(1) 0.75 hp
<b>Solution Tank in gallons (L)</b>	11 gallons - (40 L)	11 gallons - (40 L)	16 gallons - (60 L)	16 gallons - (60 L)	21 gallons - (79 L)
<b>Recovery Tank in gallons (L)</b>	13 gallons - (50 L)	13 gallons - (50 L)	19 gallons - (70 L)	19 gallons - (70 L)	24 gallons - (91 L)
<b>Vacuum Motor Water Lift (inches)</b>	0.5 hp 45"	0.5 hp 45"	0.5 hp 45"	0.5 hp 45"	0.75 hp 76"
<b>Drive System</b>	Pad Assist	Traction - 0.20 hp variable	Traction - 0.20 hp variable	Traction - 0.20 hp variable	Traction - 0.20 hp variable
<b>Voltage Power Source</b>	24 v Wet: 2 - 12v 115 Ah Wet: 2 - 12v 130 Ah AGM: 2 - 12v 110 Ah	24 v Wet: 2 - 12v 130 Ah AGM: 2 - 12v 110 Ah	24 v Wet: 2 - 12v 155 Ah AGM: 2 - 12v 110 Ah AGM: 2 - 12v 135 Ah	24 v Wet: 2 - 12v 155 Ah AGM: 2 - 12v 110 Ah AGM: 2 - 12v 135 Ah	24 v Wet: 4 - 6v 235 Ah AGM: 4 - 6v 200 Ah
<b>Battery Charge Location</b>	External or On-board	External or On-board	External or On-board	External or On-board	External
<b>Sound Level dBA</b>	54 dBA	54 dBA	58 dBA	58 dBA	58 dBA
<b>Machine Size L x W x H</b>	46 x 21 x 39	46 x 21 x 39	54 x 27 x 41	53 x 24 x 41	57 x 26 x 43
<b>Machine Weight w/o batteries</b>	376 lbs. (171 kg) 154 lbs. (70 kg)	395 lbs. (179 kg) 173 lbs. (78 kg)	496 lbs. (225 kg) 253 lbs. (115 kg)	516 lbs. (235 kg) 253 lbs. (115 kg)	740 lbs. (335 kg) 385 lbs. (175 kg)

**3** YEAR  
PARTS  
WARRANTY

**3** YEAR  
LABOR  
WARRANTY

**10** YEAR  
TANKS  
WARRANTY

\*For complete 10/3/3 coverage details view our entire warranty policy at [betco.com](http://betco.com).

**The Complete  
STEALTH™  
RIDER Line**

















**STEALTH™ DRS21BT**  
21" MicroRider™  
Automatic Scrubber



**STEALTH™ DRS26BT**  
26" Automatic  
Rider Scrubber



**STEALTH™ DRS32BT**  
32" Automatic  
Rider Scrubber

<b>SKU with WET Battery</b>	<b>E29961-00</b> w/ 2 - 12V 130 AH & 12A Charger	<b>E29926-00</b> w/ 4 - 6V 235 AH & 25A Charger	<b>E29931-00</b> w/ 4 - 6V 235 AH & 25A Charger
<b>SKU with AGM Battery</b>	<b>E29962-00</b> w/ 2 - 12V 110 AH & 12A Charger	<b>E29927-00</b> w/ 4 - 6V 200 AH & 25A Charger	<b>E29932-00</b> w/ 4 - 6V 200 AH & 25A Charger
<b>SKU with WET Battery</b>	<b>E29963-00</b> w/ 2-12V 155 AH & 12A Charger		
 <b>Cleaning Path Squeegee Width</b>	21" (28")	26" (37")	32" (43")
 <b>Productivity Sq. Ft./Hr.</b>	31,000 sq.ft./hr	42,000 sq.ft./hr	55,000 sq.ft./hr
 <b>Scrub Head RPM</b>	DISC - (1) 21" 140 RPM	DISC - (2) 13" 170 RPM	DISC - (2) 16" 170 RPM
 <b>Scrub Head Pressure</b>	35 lbs. (16 kg) variable	140 lbs. (64 kg) variable	140 lbs. (64 kg) variable
 <b>Brush Motor hp</b>	(1) 0.6 hp	(2) 0.55 hp	(2) 0.55 hp
 <b>Solution Tank in gallons (L)</b>	17 gallons - (64 L)	29 gallons - (110 L)	29 gallons - (110 L)
 <b>Recovery Tank in gallons (L)</b>	20 gallons - (75 L)	33 gallons - (125 L)	33 gallons - (125 L)
 <b>Vacuum Motor Water Lift (inches)</b>	0.42 hp 45"	0.5 hp 76"	0.5 hp 76"
 <b>Drive System</b>	Traction - 0.4 hp variable	Traction - 0.55 hp variable	Traction - 0.55 hp variable
 <b>Voltage Power Source</b>	24 v Wet: 2 - 12v 130 Ah AGM: 2 - 12v 110 Ah Wet: 2 - 12V 155 Ah	24 v Wet: 4 - 6v 235 Ah AGM: 4 - 6v 200 Ah	24 v Wet: 4 - 6v 235 Ah AGM: 4 - 6v 200 Ah
 <b>Battery Charge Location</b>	External	External	External
 <b>Sound Level dBA</b>	54 dBA	58 dBA	58 dBA
 <b>Machine Size L x W x H</b>	52 x 26 x 47	59 x 28 x 52	59 x 34 x 52
 <b>Machine Weight w/o batteries</b>	365 lbs. (165 kg) 240 lbs. (109 kg)	860 lbs. (390 kg) 490 lbs. (222 kg)	860 lbs. (390 kg) 490 lbs. (222 kg)

**3 YEAR**  
**PARTS**  
WARRANTY

**3 YEAR**  
**LABOR**  
WARRANTY

**10 YEAR**  
**TANKS**  
WARRANTY

\*For complete 10/3/3 coverage details view our entire warranty policy at [betco.com](http://betco.com).



**Cleaning Innovations That Matter.**

888-GO BETCO | [betco.com](http://betco.com)

©2015 Betco Corporation  
All Rights Reserved.

Worldwide Headquarters  
1001 Brown Avenue  
Toledo, Ohio 43607-0127

Item #92056-92

